


**Are Safety and Cleanliness important to you?  
Here's how to achieve this with Mat-Tech's entrance matting solution:**

LEVEL OF DIRT AND WATER

**LEGEND**  
Dirt   
Water 



- For outdoor/indoor entrance and vestibule
- Scrapes and traps dirt/salt and prevents it from entering the building



- For indoor entrance
- Removes debris from shoes and retains water to keep entrances clean



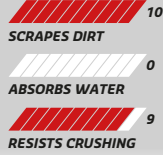
- For indoor areas
- Absorbs water to keep corridors dry and safe

## ENTRANCE MATS

### BEST

#### HIGH TRAFFIC

### ASTRO-PLUS



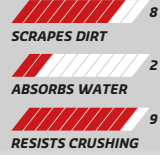
CHARCOAL CHARCOAL

MODEL NO.	SIZE
BLACK	W' X L'
XX	3'3" X 5'
XX	6'3" X 4'

### BETTER

#### MEDIUM TRAFFIC

### JASPER



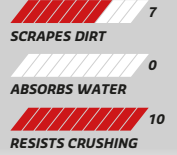
BLACK BLACK

MODEL NO.	SIZE
BLACK	W' X L'
XX	2' X 3'
XX	3' X 5'
XX	3' X 10'
XX	4' X 10'

### GOOD

#### LIGHT TRAFFIC

### MAT-A-DOR



BLACK BLACK


MODEL NO.	SIZE
BLACK	W' X L'
XX	3' X 6'

SCRAPER  
TRAPS DIRT, SALT & SAND

WIPER / SCRAPER  
TRAPS DIRT & MOISTURE

WIPER  
RETAINS MOISTURE


### MARATHON



CHARCOAL CHARCOAL

MODEL NO.	SIZE
CHARCOAL	W' X L'
XX	3' X 5'
XX	4' X 6'
XX	4' X 10'
XX	6' X 10'

### CROSS-OVER



CHARCOAL CHARCOAL

MODEL NO.	SIZE
CHARCOAL	W' X L'
XX	3' X 5'
XX	4' X 6'

### NEEDLE-RIB



CHARCOAL CHARCOAL

MODEL NO.	SIZE
CHARCOAL	W' X L'
XX	2' X 3'
XX	3' X 5'
XX	3' X 10'
XX	4' X 6'


### DUST-STAR



CHARCOAL CHARCOAL

MODEL NO.	SIZE
CHARCOAL	W' X L'
XX	3' X 5'
XX	3' X 10'
XX	4' X 6'

### TERRA-NOVA



TUXEDO TUXEDO

MODEL NO.	SIZE
TUXEDO	W' X L'
XX	3' X 4'
XX	3' X 5'
XX	3' X 10'
XX	4' X 6'

### PROLUXE



CHARCOAL CHARCOAL

MODEL NO.	SIZE
CHARCOAL	W' X L'
XX	2' X 3'
XX	3' X 5'
XX	3' X 10'
XX	4' X 6'

## ENTRANCE MATS ( REMINDER )

### 3 TYPES OF MATS

#### SCRAPER MAT

I AM LOOKING FOR A SCRAPER MAT THAT WILL RETAIN SALT, SAND AND DIRT.

#### WIPER/SCRAPER MAT

I AM LOOKING FOR A WIPER/SCRAPER IN ORDER TO RETAIN A MODERATE AMOUNT OF DIRT AND MOISTURE.

#### WIPER MAT

I NEED AN ENTRANCE MAT THAT RETAIN A MAXIMUM AMOUNT OF WATER.

### WHAT KIND OF TRAFFIC

#### HIGH TRAFFIC

SUCH AS: UNIVERSITIES, AIRPORTS, HOSPITALS, SCHOOLS, ETC.

#### MODERATE TRAFFIC

SUCH AS: OFFICE BUILDINGS, CAR DEALERSHIPS, STORES, RESTAURANTS, ETC.

#### LIGHT TRAFFIC

SUCH AS: SMALL BUSINESSES, SMALL BOUTIQUES, DOCTOR OFFICES, ETC.

### POSSIBLE COMBINATION

#### TRIO SYSTEM ( SCRAPER / WIPER-SCRAPER / WIPER )

I AM LOOKING FOR A TRIO SYSTEM OF ENTRANCE MATS IN ORDER TO OBTAIN THE BEST RESULTS.

#### DUO SYSTEM ( SCRAPER / WIPER-SCRAPER )

I AM LOOKING FOR A DUO SYSTEM OF ENTRANCE MATS THAT WILL OFFER EXCELLENT RESULTS FOR MY ENVIRONMENT.

#### ONLY ONE MAT ( WIPER-SCRAPER )

I AM LOOKING FOR ONLY ONE MAT.